

Baby Steps

Growing with Jesus



*A Guide for Teaching Babies Sabbath School
(children 0-12 months)*

Dear Babies Sabbath School Teacher,

Life is busy, yet you've agreed to teach the Babies Sabbath School class this year—thank you! As you pray and plan from this curriculum, may God lead you to know just how to make every Sabbath full of teachable moments and meaningful connections with God that are eternally life-changing for the babies and their parents.

As you stare into the sweet faces of the babies in your Sabbath School, may you be reminded of the potential in the lives of the little miracles that God created.

May God instill joy in your heart and a burden for the souls of the babies and their parents or caregivers. This is a vital ministry in your church.
God is with you.

*“Out of the mouth of babes and nursing infants
you have perfected praise.”—Jesus*

(Matthew 21:16).



Baby Steps: Growing with Jesus Curriculum Resources

Parent Book

The aim of the book *Baby Steps: Growing With Jesus* is simple: to encourage parents in their parenting, to give them ideas, and to equip them with practical strategies to nurture the spiritual life of their baby. In the latter part of the Parent Book are four simple story programs. These programs will be mirrored at home (one per quarter). Each day, when their baby is content, parents can follow the simple worship ideas. These same ideas will be repeated every Sabbath at Sabbath School. The repetition is beneficial for babies as the stories and songs are repeated every day at home and every week at Sabbath School.

Teacher Guide

This resource equips Sabbath School teachers with a program and with the information needed to lead the Babies Sabbath School class each week. This program is the same program that is outlined in the Parent Book.

Parent Time Handouts

Weekly handouts for parents or caregivers on topics that help educate and inspire. After the 20-minute program for babies at the beginning of Sabbath School, parents can gather to spend 30 minutes discussing, sharing, and praying. Each parent will be given a weekly Parent Time handout, which can be discussed together as a group. Parents can take the handout home to further reflect, discuss with a spouse or friend, and keep these weekly handouts as a resource for future reference. The goal of these Parent Time handouts is to grow both your personal relationship with God and equip you with additional ideas for raising your child.



EACH WEEK WILL LOOK LIKE THIS:

Home Time: Sunday–Friday (15 minutes) Parents share worship with their baby every day. They will find a time their baby is content, take them to the same place each day, and share the same worship activities. (See Section 2 of the Parent Book for these activities.)

Baby Time: Sabbath School (20 minutes) The home worship program is repeated in Sabbath School with parents and babies.

Parent Time: Sabbath School (30 minutes) This is a spiritual workshop in which parents join together to explore spiritual parenting topics. A weekly handout is given to each parent. One parent can lead the discussion, based on the prompts, activities, and discussion questions. Babies can either stay with the parents during this time, or for a more focused discussion, babies can be cared for by two or more volunteers.



Lesson 1: Creation

MESSAGE	God made all things good for me. He loves me.
BIBLE STORY	Creation
EMPHASIS	Mommy/Daddy loves you; God loves you; God created the world because He loves you.
REFERENCES	Genesis 1:1-2:3; <i>Patriarchs and Prophets</i> , pp. 44-51.
MEMORY VERSE	Then God saw everything that He had made, and . . . it was very good (Genesis 1:31).
PROGRAM GOALS	The baby will: <ul style="list-style-type: none">+ Know that God made the world because He loves them.+ Feel happy and loved by parents and Sabbath School teachers.+ Respond by participating.

WELCOME

Ring a bell to start. Then say: **The bell is ringing. It's time to start. Welcome!** Smile at the children and parents. Give each baby/parent a small bell to hold.

 **SING "Sabbath Bells."** Parent/caregiver helps to make it sound.

Ring-a-ling-a-ling, ring-a-ling-a-ling, Sabbath bells are ringing.
Ring-a-ling-a-ling, ring-a-ling-a-ling, Children sweetly singing.
(repeat)

Say: I'm so happy you are at Sabbath School today! Jesus is also happy that you are here. Let's talk to Him now.

PRAY

Invite parents to hold the little hands of their baby together while you say a short prayer to invite Jesus to be with you in Sabbath School.

Say: **Today we will learn about our wonderful God who made our world! He loves you so much.**

LIGHT

Show a light (flashlight, lamp, or other). Say: **Look at the light! God made the light. He made the day** (turn on the light/room light) **and He made the night** (turn off the light/room light) **because God loves us.** Repeat a few times. Sing while moving the flashlight or turning it on and off.

 **SING God Made the Light, Wind, Waterⁿ** (verse 1: light).

Who made the light you can see?
God made the light, for you and me.
Who made the light you can see?
God made the light, for you and me.

WIND

Blow softly or use a fan to make a breeze. Say: **Can you feel the wind?** Blow gently and have every parent blow on their baby's head. **God made the wind and the air we can feel.**

 **SING God Made the Light, Wind, Waterⁿ** (verse 2: wind).

Who made the wind you can hear?
God made the wind, for you and me.
Who made the wind you can hear?
God made the wind, for you and me.

SKY


Say: **And God made the sky and the clouds up very high. Let's reach up . . . for the sky!**
Stretch arms up.

RHYME

Say: **God made the clouds up very high. He made the great big sky!** Move arms up in a circle for the sky. **He made the wind that blows and goes.** Sway arms for the wind. **God made the world He loves.** Roll arms and cross them over your heart.

WATER

Show water by moving and pouring water from a cup into another cup or container. Say: **Look! God also made the water. Mmmm. Water is good to drink, and wash with, and play in. Mmmm. Water is fun!** Give time for children to touch the water. Have paper towels ready to dry little hands. **God made the water.**

 **SING "God Made the Light, Wind, Water"** (verse 3: water).

Who made the water you feel?
God made the water, for you and me.
Who made the water you feel?
God made the water, for you and me.

FLOWERS


Smell a flower and say: **God made the flowers, the trees, and the soft grass.** Invite the children to touch a real flower, and give each a flower to hold when singing. **God saw that the world looks beautiful with pretty flowers. God is very happy!**

 **SING "I Am Happy as Can Be"** (flower).

I am happy as can be,
I am happy as can be,
For pretty flow'rs that Jesus made for me.
(repeat)

STARS

Show a star and say: **God made the little stars that "twinkle" in the sky when it's nighttime.** Turn off the lights and pretend to sleep. **And God made the sun that we can see in the day.** Turn on the light and make a big circle with your arms or show a felt sun. **And He made the round moon and the stars for the night.** Pretend to sleep again. Turn on the Christmas lights (stars) and give each child a star on a stick.

 **SING "I Am Happy as Can Be"** (star).

I am happy as can be,
I am happy as can be,
For twinkling stars that Jesus made for me.
(repeat)

BIRDS

Make the sound of a bird (whistle). Say: **Listen! What is that sound? A bird! God filled the sky with flying birds who sing happy songs.** Show a toy bird and make it fly.

FISH

Say: **And look . . . a fish!** Make a felt fish mitten or show a toy fish. Say: **God saw that everything was very good.** Wear fish mittens, or move hands like a fish while singing.

SING “Fishy, Fishy.”

Fishy, fishy, swim in the water,
Fishy, fishy, swishy swish!
God made fishy swim in the water,
Fishy, fishy, swishy swish!
(repeat)


ANIMALS

Make the sound of an animal (for example, cat) and ask where the animal sound is coming from. Look under a box or in a bag to reveal a toy animal. Say: **God made the animals, big animals . . . little animals.**

SING “Animals, Animals.”

Animals, animals,
Jesus made the animals,
Great big animals, little tiny animals,
Animals, animals,
Jesus made the animals,
Here is an animal that I know . . .
(repeat)

At the end of the song, make a different animal sound and show another toy animal. Say: **What other animals did God make? God made the dog (or another animal). Can you hear the dog bark? Woof, woof. God made the dog. God made the animals because He loves us.**


 Sing again “Animals, Animals.” Add other animals and sing the song again as time and attention allows.

MEMORY VERSE

Say: **The animals in our world are very special. God made each one of them. We can be kind and gentle to animals.** Then open your Bible, point, and say: **The Bible says, “God saw [all the animals] that He had made, and . . . it was very good”** (Genesis 1:31). Invite parents to gently hug their baby as they say the memory verse.

ME

Have a mirror ready. Say: **God was happy with all the animals. But next He made the best thing yet. What can I see in my mirror? I can see you! God made you. You are special! He made babies, and mommies and daddies. He made us to be His friends. And God was very happy.**

 **SING “Who Am I?”** As you sing, hold the mirror near each baby’s face and say their name as part of the song.

Who am I? Who am I?
Someone special to Jesus;
I am _____, I am _____
I am special to Jesus.
(repeat)

SABBATH

Say: **God created our world. On the seventh day God gave us a special day: the Sabbath. The Sabbath is a day to learn that Mommy loves you, that Daddy loves you, and that God loves you. The Sabbath is my favorite day!** Sing with instruments or clap hands.

 **SING “The Sabbath.”**


The Sabbath is my favorite day,
I love to go to church to sing and pray,
The Sabbath is my favorite day,
Thank You God for the Sabbath!

The Sabbath is my favorite day,
I love to go to church to sing and pray,
The Sabbath is my favorite day,
Thank You God for the Sabbath!
Thank You God for the Sabbath!

Say: **God made the Sabbath and everything in our world because He loves us, just as I love you, and as your mommy and daddy love you.** Invite parents to hug their baby.

OFFERING

Say: **We show God we love Him when we give Him our offering money.** Pass an offering container around the group of parents. Children who are old enough to place money in the container can do so.

 **SING “Here Is My Money.”** Sing while the offering is collected.

Here is my money for Jesus,
For Jesus, for Jesus.
Here is my money for Jesus,
I give my money to Him.
(repeat)

PRAY

Pray for the offering to be a blessing to God’s work. Pray also for the babies and parents in your class. Then transition to Parent Time. You will find weekly handouts at www.aliveinjesus.info.